



RITMAN

LEADING THE GREEN EVOLUTION
ISO 9001:2008 & ISO 14001:2004 Certified
OHSAS 18001:2007 Certified

Ritman Infra Ltd.

Ritman House, 14, Syed Amir Ali Avenue, Kolkata – 700 017

Ph.:033 4000 1899, Fax:033 4000 1898

E mail: info@ritman.co.in

www.ritman.co.in

Ref.

CIN: L70109WB1981PLC033662

Date: 17th April 2017

To

The Secretary The Calcutta Stock Exchange Association Ltd. 7, Lyons Range, Kolkata - 700001	The Head – Listing & Compliances Metropolitan Stock Exchange of India Ltd. Vibgyor Tower, 4 th Floor, Plot No. C 62, G-Block, Opp. Trident Hotel, Bandra Kurla Complex, Bandra (E), Mumbai - 400098
---	---

Dear Sir/Madam,

Sub: Statement of Shareholding Pattern pursuant to Regulation 31(1)(b) of the SEBI (LODR) Regulations 2015

Please find attach the statement of shareholding pattern for the quarter ended March 31, 2017 as required under the Regulation 31(1)(b) of the SEBI (LODR) Regulations 2015.

Thanking You,
Yours Faithfully,
For RITMAN INFRA LIMITED



Authorised Signatory

Format of holding of specified securities


- 1 Name of Listed Entity : RITMAN INFRA LTD. (CIN: L70109WB1981PLC033662)
 2 Scrip Code/Name of Scrip/Class of Security 10022045 (CSE) / RITMAN (MSEI) / RITMAN INFRA LTD. / EQUITY
 3 Share Holding Pattern Filed Under : Reg. 31(1)(a)/Reg. 31(1)(b)/ Reg. 31(1)(c) REG. 31(1)(b)
 a. If under 31 (1) (b) then indicate the report for quarter ending 31st March 2017
 b. If under 31 (1)(c) then indicate date of allotment/extinguishment

4 **Declaration** : The Listed entity is required to submit the following declaration to the extent of submission of information:-

Particulars	Yes*	No*
1. Whether the Listed Entity has issued any partly paid up shares?		No
2. Whether the Listed Entity has issued any Convertible Securities or Warrants?		No
3. Whether the Listed Entity has any shares against which depository receipt are issued?		No
4. Whether the Listed Entity has any shares in Locked-in?	Yes	
5. Whether any shares held by promoters are pledge or otherwise encumbered?		No

* If the Listed Entity selects the option 'No' for the questions above, the columns for the partly paid up shares, Outstanding Convertible Securities/Warrants, depository receipts, locked-in shares, No of shares pledged or otherwise encumbered by promoters, as applicable, shall not be displayed at the time of dissemination on the Stock Exchange website. Also wherever there is 'No' declared by Listed Entity in above table the values will be considered as 'Zero' by default on submission of the format of holding of specified securities.

5 The tabular format for disclosure of holding of specified securities is as follows:-



RITMAN INFRA LTD. (CIN: L70109WB1981PLC033662)

Table I - Summary Statement holding of specified securities as on 31/03/2017

Category of holder (I)	Category of holder (II)	Nos. of shareholders (III)	No. of fully paid up equity shares held (IV)	No. of partly paid-up equity shares held (V)	No. of underlying Depository Receipts (VI)	Total nos. shares held (VII)=(IV)+(V)+(VI)	Shareholding as a % of total no. of shares (calculated as per SCRR, 1957) (VIII) As a % of (A+B+C2)	Number of Voting Rights held in each class of securities (ix)			No of shares Underlying outstanding convertible securities (including Warrants) (x)	Shareholding as a % assuming full conversion of convertible securities (as a percentage of diluted share capital) (XI)=(VII)+(X) As a % of (A+B+C2)	Number of Locked in shares (XII)		Number of shares pledged or otherwise encumbered (XIII)		Number of equity shares held in dematerialized form (XIV)
								No of Voting Rights		Total as a % of (A+B+C)			No. (a)	As a % of total shares held (b)	No. (a)	As a % of total shares held (b)	
								Class eg: x	Class eg: y								
(A)	Promoter & Promoter group	2	2344000	0	0	2344000	73.4221	2344000	0	73.4221	2197500	93.7500	0	0.0000	2344000		
(B)	Public	33	848500	0	0	848500	26.5779	848500	0	26.5779	0	0.0000	NA		840700		
(C)	Non Promoter-Non Public																
(C1)	Shares Underlying DRs						NA										
(C2)	Shares held by Employee Trusts																
	Total	35	3192500	0	0	3192500	100.0000	3192500	0	100.0000	2197500				3184700		

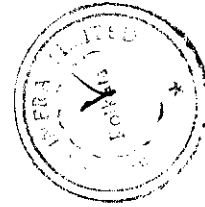



Table 11: Statement Showing shareholding pattern of the Promoter and Promoter Group as on 31/03/2017

(1) Category & Name of the Shareholders (I)	(II) PAN (II)	(III) Nos. of shareholders	(IV) No. of fully paid up equity shares held	(V) Partly paid-up equity shares	(VI) Nos. of shares underlying Depository Receipts	(VII) Total nos. shares held (VI)+(V)+(VI)	(VIII) Shareholding % calculated as per SCRR(1957) As a % of (A+B+C2)	(IX) Number of Voting Rights held in each class of securities			Total as a % of Total Voting rights	No. of shares Underlying outstanding convertible securities (including Warrants) (X)	Shareholding as a % assuming full conversion of securities (as a percentage of diluted share capital) (XI)=(VI)+(X) As a % of (A+B+C2)	(XII) Number of Locked in shares or otherwise encumbered		Number of equity shares held in dematerialized form (XIV)
								Class x	Class y	Total				No. (a)	As a % of total shares held (b)	
(1) (a) Indian Individual*/Hindu undivided Family		2	2344000	0	0	2344000	73.4221	2344000	0	73.4221	0	73.4221	2197500	0	0.0000	2344000
(b) Central Government/State Government (s)		1	1172000	0	0	1172000	36.7110	1172000	0	36.7110	0	36.7110	1098750	0	0.0000	1172000
(c) Financial Institutions/Banks		1	1172000	0	0	1172000	36.7110	1172000	0	36.7110	0	36.7110	1098750	0	0.0000	1172000
(d) Any Other (specify)		2	2344000	0	0	2344000	73.4221	2344000	0	73.4221	0	73.4221	2197500	0	0.0000	2344000
(e) Bodies Corporate	AACCR7374M	1	1172000	0	0	1172000	36.7110	1172000	0	36.7110	0	36.7110	1098750	0	0.0000	1172000
(e) Ritman Commercial Pvt. Ltd.	AADCR4006K	1	1172000	0	0	1172000	36.7110	1172000	0	36.7110	0	36.7110	1098750	0	0.0000	1172000
(e) Ritman Concrete Pvt. Ltd.		1	1172000	0	0	1172000	36.7110	1172000	0	36.7110	0	36.7110	1098750	0	0.0000	1172000
(e) Sub Total		2	2344000	0	0	2344000	73.4221	2344000	0	73.4221	0	73.4221	2197500	0	0.0000	2344000
(2) (a) Foreign Individuals (Non-Resident Individuals)/Foreign Government		0	0	0	0	0	0.0000	0	0	0.0000	0	0.0000	0	0	0.0000	0
(b) Government Institutions		0	0	0	0	0	0.0000	0	0	0.0000	0	0.0000	0	0	0.0000	0
(c) Foreign Portfolio Investor		0	0	0	0	0	0.0000	0	0	0.0000	0	0.0000	0	0	0.0000	0
(d) Any Other (specify)		0	0	0	0	0	0.0000	0	0	0.0000	0	0.0000	0	0	0.0000	0
(e) Sub Total		0	0	0	0	0	0.0000	0	0	0.0000	0	0.0000	0	0	0.0000	0
Total Shareholding of Promoter and Promoter Group (A)=(A1)+(A)(2)		2	2344000	0	0	2344000	73.4221	2344000	0	73.4221	0	73.4221	2197500	0	0.0000	2344000



RITMAN INFRA LTD. (CIN: L70109WB1981PLC033662)

Table III- Statement Showing shareholding pattern of the Public shareholder as on 31/03/2017

Category & Name of the Shareholders (I)	PAN (II)	Nos. of shareholders (III)	No. of fully paid up equity shares held (IV)	Partly paid-up equity shares (V)	Nos. of shares underlying Depository Receipts (VI)	Total nos. shares held (VII)=(V)+(VI)	Shareholding % calculated as per SCRR(1957) As a% of (A+B+C2) (VIII)	Number of Voting Rights held in each class of securities (IX)			Shareholding as a % assuming full conversion of convertible securities (as a percentage of diluted share capital) (XI)=(VI)+(X) As a % of (A+B+C2)	Number of Locked in shares (XII)		Number of shares pledged or otherwise encumbered (XIII)		Number of equity shares held in dematerialized form (XIV)	
								Class x	Class y	Total		No. (a)	As a % of total shares held (b)	No. (a)	As a % of total shares held (b)		
(1) Institutions																	
(a) Mutual Funds/UTI																	
(b) Venture Capital Funds																	
(c) Alternate Investment Funds																	
(d) Foreign Venture Capital Investors																	
(e) Foreign Portfolio Investors																	
(f) Financial Institutions/Banks																	
(g) Insurance Companies																	
(h) Provident Funds/Pension Funds																	
(i) Any Other (specify)																	
(2) Sub Total		0	0	0	0	0	0.0000	0	0	0	0.0000	0	0.0000	0	0.0000	0	0
(3) Central Government/State Government(s)/President of India																	
(a) Non-Institutions																	
i. Individual shareholders holding nominal share capital upto Rs.2lakhs		29	53000	0	0	53000	1.6601	53000	0	53000	1.6601	0	0.0000	0	0.0000	0	45200
ii. Individual shareholders holding nominal share capital in excess of Rs.2 lakhs																	
(b) NBFCs registered with RBI																	
(c) Employee Trusts																	
(d) Overseas Depositories (holding DRs) (balancing figure)																	
(e) Any Other (specify)																	
Bodies Corporate		4	795500	0	0	795500	24.9178	795500	0	795500	24.9178	0	0.0000	0	0.0000	0	795000
Fastner Machinery Dealers Pvt. Ltd.	AABC6671N	1	265000	0	0	265000	8.3007	265000	0	265000	8.3007	0	0.0000	0	0.0000	0	265000
Original Fashion Traders Pvt. Ltd.	AABC04133G	1	265000	0	0	265000	8.3007	265000	0	265000	8.3007	0	0.0000	0	0.0000	0	265000
Jaguar Infra Developers Pvt. Ltd.	AACCJ5145N	1	265000	0	0	265000	8.3007	265000	0	265000	8.3007	0	0.0000	0	0.0000	0	265000
Sub Total		33	848500	0	0	848500	26.5779	848500	0	848500	26.5779	0	0.0000	0	0.0000	0	840700
Total Public Shareholding (B)=(1)+(2)+(3)		33	848500	0	0	848500	26.5779	848500	0	848500	26.5779	0	0.0000	0	0.0000	0	840700

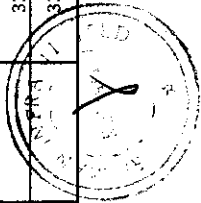


Table IV - Statement Showing shareholding pattern of the Non Public shareholder as on 31/03/2017

Category & Name of the Shareholders (I)	Nos. of shareholders (II)	Nos. of fully paid up equity shares held (IV)	Partly paid-up equity shares (V)	Nos. of shares underlying Depository Receipts (VI)	Total nos. shares held (VII) = (VI) + (V)	Shareholding % calculated as per SCRR(1957) As a % of (A+B+C2) (VIII)	Number of Voting Rights held in each class of securities (IX)		No of shares Underlying outstanding convertible securities (including Warrants) (X)	Shareholding as a % assuming full conversion of convertible securities (as a percentage of diluted share capital) (XI) = (VII)+(X) As a % of (A+B+C2)	Number of Locked in shares (XII)		Number of shares pledged or otherwise encumbered (XIII)		Number of equity shares held in dematerialized form (XIV)
							No of Voting Rights Class	Total			No. (a)	As a % of total shares held (b)	No. (Not applicable) (a)	As a % of total shares held (Not applicable) (b)	
(1) Custodian/DR Holder															
(2) Employee Benefit Trust (under SEBI(Share based Employee Benefit) (Regulations,2014)															
Total Non Promoter - Non Public Shareholding (C) = (C1)+(C2)	0	0	0	0	0	0.0000	0	0	0	0.0000	0	0	0	0.0000	0

